



There are several tools that you can use for selecting specific parts of a photo:


Rectangular Selection (M): Use this tool to select square or rectangular objects.



Elliptical Selection (O): Use this similarly to select a circular or elliptical part of a picture.



Lasso (L): Draw with it around the thing that you want to select. The Lasso is used for selecting irregularly shaped objects.



Polygonal Lasso (N): Use this when the selection that you need can be outlined using line segments. Your first click sets the starting point, while each further click creates a new line segment. To close your selection at the end, click on its starting point.



Magnetic Lasso (A): This tool works similarly to the polygonal lasso, but it snaps to high-contrast lines—in other words, edges—in the nearest object.



Magic Wand (W): This tool selects an area that's similar in color to the spot where you click. When the Continuous option is active, the Wand only selects a continuous area—so similarly-colored areas elsewhere in the picture are not selected.



Selection Brush (Shift+Q): Use this to “brush on” a selection, with all of the usual detailed brush settings: diameter, density, blur, and spacing.

